

Combination arrester, 1-pole with remote signalling

Technical data sheet Combination arrester, 1-pole



V 25-B+C/...: Combination arrester set, lightning and surge arrester
Type 1+2 to DIN EN 61643-11 (B+C to VDE 0675 Part 6).

- With new Multibase base with multi connection terminals
- Complete unit consisting of cover and base, pre-mounted and ready for connection
- For TN systems
- Plug-in arrester with dynamic isolating device
- With visual function display
- Voltage protection level • Encapsulated non-extinguishing zinc oxide varistor arrester for use in standard distributor housings
- Marked connections

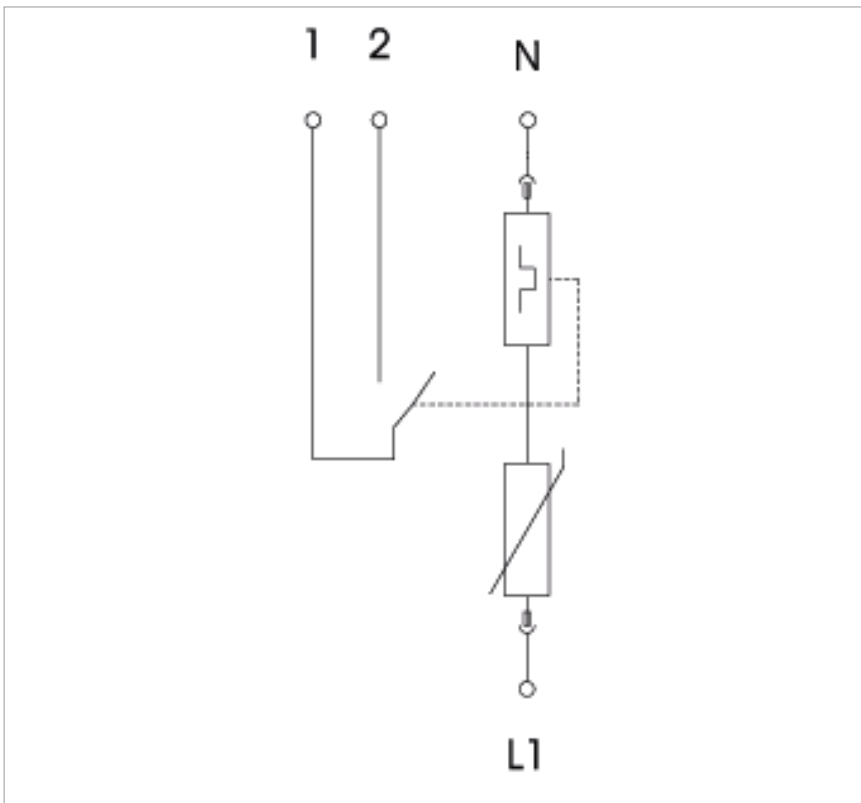
Application example: Building with open-wire power supply or for setting up lightning protection equipotential bonding in residential buildings.



Type	Maximum continuous voltage V	Version	Pack Units	Weight kg/100 pc.	Art.-No.
V25-B+C 1-280	280	1-pole	1	15.300	5094418
V25-B+C 2-280	280	2-pole	1	28.500	5094421
V25-B+C 3-280	280	3-pole	1	42.500	5094423
V25-B+C 4-280	280	4-pole	1	53.000	5094426

G /pc.

Connection-/Circuit diagram



Article number			5094418	5094421	5094423	5094426
Nominal voltage	U_N	V	230	230	230	230
SPD to EN 61643-11			Type 2	Type 1+2	Type 1+2	Type 1+2
SPD to IEC 61643-1			class II	class I+II	class I+II	class I+II
LPZ			0?2	0?2	0?2	0?2
Lightning impulse current (10/350)	I_{imp}	kA	7	7	21	7
Lightning impulse current (10/350) [total]		kA	25	25	25	25
Nominal discharge surge current (8/20)	I_n	kA	30	30	30	30
Arrester surge current (8/20) [total]		kA	30	60	90	120
Maximum discharge current	I_{max}	kA	50	100	50	50
Voltage protection level	U_p	kV	< 0,9	< 0,9	< 0,9	< 0,9
Response time	t_A	ns	< 25	< 25	< 25	< 25
Maximum back-up fuse		A	160	160	160	160
Temperature range	?	°C	-40	-40	-40	-40
Division unit TE (17.5 mm)			1	2	3	4
Protection rating			IP 20	IP 20	IP 20	IP 20
Connection cross-section, rigid		mm ²	2.5	2.5	2.5	2.5
Connection cross-section, multi-wire		mm ²	2.5	2.5	2.5	2.5

Connection-/Circuit diagram

Connection cross-section, flexible

mm²










2.5

2.5

2.5

2.5

Legend

-  Mu Multibase base
-  Type 1+2 Combination protection device made of Type 1 and Type 2
-  LPZ 0→2 Transition from LPZ 0 to LPZ 2
-  230 / 400 V System 230/400 V-system
-  CE Communautés Européennes, EC declaration of conformity according to EC directives
-  MAGYAR ELEKTROTECHNIKAI ELLENŐRZŐ INTÉZET Budapest, Hungary
-  ELEKTROTECHNICKÝ ZKUŠEBNÍ ÚSTAV, Czech Republic
-  P Russia, GOST The State Committee for Standards
-  5 5-year warranty